

## Warewashing Pot&Pan Washer with Automatic Hood and Front/Side Feeding, Multi-Rack Support 833mm

ITEM # \_\_\_\_\_

MODEL # \_\_\_\_\_

NAME # \_\_\_\_\_

SIS # \_\_\_\_\_

AIA # \_\_\_\_\_


**506065 (EPPWEASMS)**

Pot&amp;Pan Washer, automatic hood, front/side feeding with multi-rack support

### Short Form Specification

**Item No.** \_\_\_\_\_

304 AISI stainless steel front and side panels, wash tank, tank filter and wash and rinse arms. Double skinned, insulated, hood with automatic opening and closing with safety switch. N. 4 washing cycles and a self-cleaning cycle. Built-in atmospheric, insulated water boiler (10,5 kW), 18-liter capacity, combined with rinse booster pump guarantee a constant hot rinse temperature of 84°C. Boiler with 304 welding for protection against corrosion. Wash Safe Control assures the correct water temperature and pressure during the rinse phase to guarantee a perfect rinsing performance independent from the water pressure in the network (min. 0,5 bar). Thermometer. Electronic control board with digital display. Pre-arrangements for connection to an automatic detergent dispenser. Direct through-feed using loading/unloading tables or front-feed loading. Cell dimensions mm730x660x625h (WXDXH). Load capacity: n.3x1/1 GN. Supplied with: n.1 basket in stainless steel and n.1 rack for containers and trays.

### Main Features

- Simple service from the front.
- 4 washing programs (one program is continual).
- Atmospheric insulated boiler combined with the rinse booster pump for perfect rinsing results (water temperature and pressure always constant during rinsing cycles), independent from the inlet water pressure.
- Automatic start on hood closure.
- Low noise level <70dBA.
- Direct through-feed using loading or unloading tables or front-feed loading.
- Large strainer boxes above the water surface and extra strainer in the tank bottom at the pump inlet.
- Self-cleaning cycle to automatically sanitize the dishwasher after use.
- Automatic hood opening and closing through safety switch.
- Final rinse only starts when the correct temperature has been reached (waiting device).
- Pre-arrangements for automatic detergent and rinse-aid dispenser.
- Electronic control panel and digital display.
- Adjustable pressure for the lower wash system, according to the weight of the items being washed.
- Automatic boiler empty button.
- Easy to remove wash/rinse arms for cleaning.

### Construction

- Unit to feature smooth surfaces to facilitate cleaning.
- Finished in top quality materials to ensure durability.
- 304 AISI stainless steel front and side panels, wash tank, tank filter and wash and rinse arms.
- No pipes inside the washing chamber.
- Double-walled construction reduces the levels of noise and heat emitted.
- Double rack support suitable to use also standard rack of 500x500mm.

### Included Accessories

- 1 of Extra rack for containers and trays PNC 864182
- 1 of Extra stainless steel basket for pot washer 700mm PNC 864189

### Optional Accessories

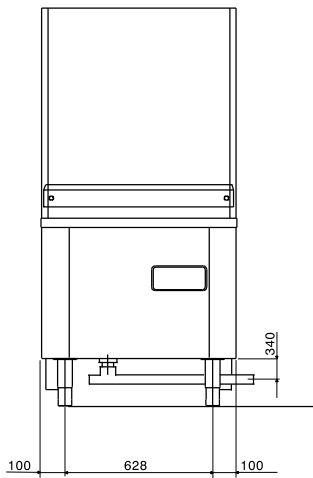
- Integrated HACCP kit  PNC 864001
- Filter for partial demineralization  PNC 864017
- Kit to measure total and partial water hardness PNC 864050
- Extra rack for containers and trays  PNC 864182
- Extra stainless steel basket for pot washer 700mm  PNC 864189

**APPROVAL:** \_\_\_\_\_

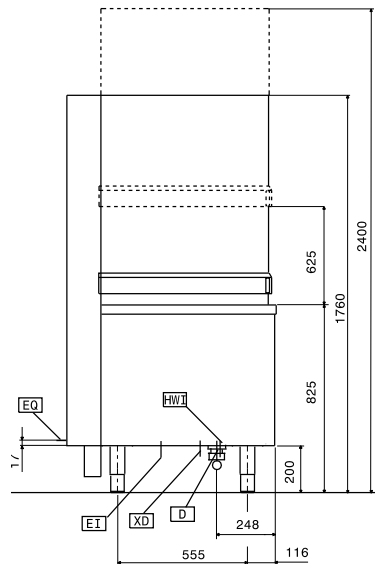
**Pot&Pan Washer with Automatic Hood and Front/Side Feeding, Multi-Rack Support 833mm**  
**Warewashing**

- Filter for total demineralization  PNC 864367
- Kit for trays in Potwashers  PNC 864471

Front

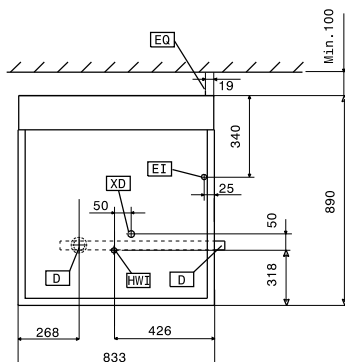


Side



D = Drain  
 EI = Electrical inlet (power)  
 EO = Electrical Outlet  
 HWI = Hot water inlet

Top


**Electric**

<b>Supply voltage:</b>	
506065 (EPPWEASMS)	400 V/3N ph/50 Hz
<b>Default Installed Power:</b>	13.5 kW
<b>Electrical power max.:</b>	20.5 kW
<b>Total Installed Power:</b>	20.5 kW
<b>Boiler heating elements:</b>	
Wash pump power:	2.5 kW
Rinse pump power:	0.28 kW

**Water:**

<b>Pressure, bar min/max:</b>	0.5-7 bar
<b>Water supply temperature*:</b>	50 °C
<b>Boiler Capacity (lt):</b>	18
<b>Washing tank capacity (lt):</b>	95
<b>Washing cycle electrical elements:</b>	7 kW
<b>Hot rinse cycle duration (sec.):</b>	20
<b>Min hot rinse water consumption (lt/cycle)**:</b>	6.2
<b>Rinsing water consumption (per cycle):</b>	6.2 lt

**Key Information:**

<b>Washing cycle temperature:</b>	55-65 °C
<b>Hot rinse cycle temperature:</b>	84 °C
<b>Working cycles time (sec.):</b>	180/360/540/inf
<b>N° of working cycles:</b>	4 (180/360/540/inf)
<b>Cell dimensions - width:</b>	730 mm
<b>Cell dimensions - depth:</b>	660 mm
<b>Cell dimensions - height:</b>	625 mm
<b>External dimensions, Width:</b>	833 mm
<b>External dimensions, Height:</b>	1760 mm
<b>External dimensions, Depth:</b>	890 mm
<b>Net weight:</b>	200 kg
<b>Noise level:</b>	<70 dBA