

Ice Cuber 24kg/24h with 6kg bin - Air cooled

ITEM # _____

MODEL # _____

NAME # _____

SIS # _____

AIA # _____


730537 (FGCF25A)

Ice Maker, cube, 24 kg/24h, self-contained, 6kg ice collection bin included, air-cooled

Short Form Specification

Item No. _____

Plastic flap on the front, top and sides in 304 AISI stainless steel. The ice-making method (spray layering) guarantees compact, hygienically pure ice cubes that are resistant to melting. The metal sprayers are easy to remove, permit a simple flow and prevent limestone formation. R452A refrigerant. Air cooled. Container capacity Kg: 6

Main Features

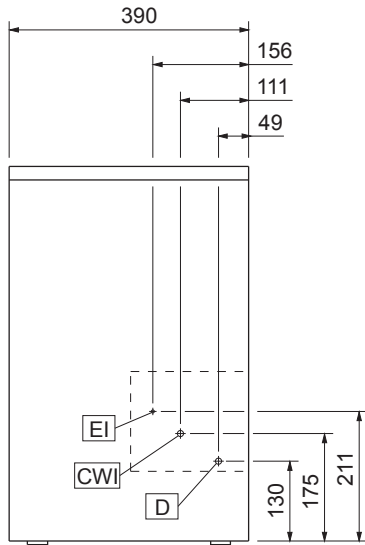
- Compliant to CE requirements for safety.
- Fully automatic in operation.
- Operates over a wide range of temperatures.
- Suitable for gravity drain only (no pumps needed).
- Rated output is at an ambient air temperature of 21°C and water supply temperature of 15°C.
- Metal spray arms removable without the use of tools.
- The ice-making method (spray layering) guarantees crystalline, compact, hygienically pure ice cubes that are resistant to melting.
- Model available in air-cooled version.
- Ice cube cone shape with the trunk sides slightly squashed.
- Bin integrated as standard.
- Compact dimensions of the ice cubers make them highly suitable for any location, particularly those where space is at a premium.

Construction

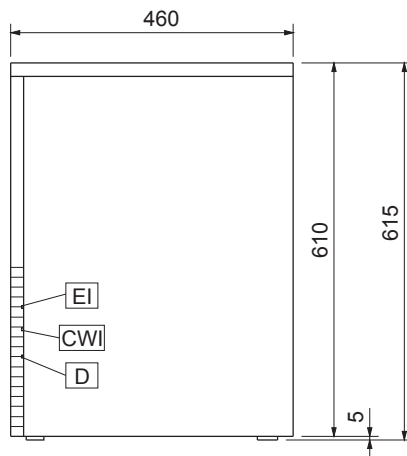
- Plug as standard (schuko type).
- AISI 304 stainless steel exterior.
- Easy access to the main components for maintenance.
- Stainless steel spray arms removable without the use of tools.
- The inox sprayers are easy to take away, permit a simple flowing and prevent limestone formation.
- 5mm feet.
- Internal ice cubes container in ABS.
- Reliability guaranteed by the quality of the construction materials used (plastic flap on the front, top and sides in 304 AISI stainless steel) and the sophisticated product and process technology involved.
- Environmentally friendly: R452a as refrigerant gas.

APPROVAL: _____

Front

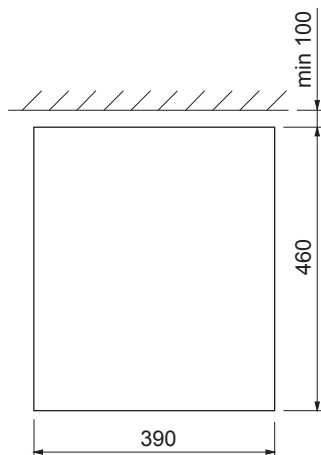


Side



CWI = Cold Water inlet 1 (cleaning)
 D = Drain
 EI = Electrical inlet (power)

Top


Electric
Supply voltage:

730537 (FGCF25A) 220-240 V/1N ph/50 Hz

Electrical power max.:

0.35 kW

Capacity:
Bin capacity:

6 kg

Key Information:
External dimensions, Width: 390 mm

External dimensions, Height: 615 mm

External dimensions, Depth: 460 mm

Net weight: 35 kg

Output: 24 kg/day

Refrigeration Data
Refrigerant type:

R452A